





























SYLVANIA



Smarter lighting. Smart choice.








SylSmart Product list
January 2018

SylSmart Product List – Standalone Room

















Luminaire Range	Category	Image	Item Code	Emergency 3Hr Code	Description	Voltage (V)	System Power consumption (W)	Lumen output (lm)	Lumen/Watt (lm/W)	UGR	Width (mm)	Length (mm)	Height (mm)	Comments
Start Flat Panel	600		0047796		Start Flat Panel LED 600 NW UGR19 SSC01	220-240	33	3400	103	<19	600	600	10.5	Available January 2018
OfficeLyte			2069270		OFFICELYTE 600 HE LM 4K SSC01	220-240	25	3400	136	<19	598	598	85	Available February 2018
			2069272		OFFICELYTE 600 HO LM 4K SSC01	220-240	28	4100	146	<19	598	598	85	Available February 2018
RANA LED			0052512		RANA LED R 600 LO 4K LOUV+PRI SSC01	220-240	28	3200	114	<19	595	595	60	
			0052517		RANA LED R 600 HO 4K LOUV+PRI SSC01	220-240	41	4500	110	<19	595	595	60	Made to order
			0051857		RANA LED S 600 LO 4K LOUV+PRI SSC01	220-240	28	3200	114	<19	616	616	50	Made to order
		0051862		RANA LED S 600 HO 4K LOUV+PRI SSC01	220-240	41	4500	110	<19	616	616	50	Made to order	
RANA LED	625		0052533		RANA LED R 625 LO 4K LOUV+PRI SSC01	220-240	28	3200	114	<19	620	620	60	Made to order
			0052535		RANA LED R 625 HO 4K LOUV+PRI SSC01	220-240	41	4500	110	<19	620	620	60	Made to order
	1200		0051867		RANA LED S 1200 LO 4K LOUV+PRI SSC01	220-240	29	3100	107	<19	187	1160	47	Made to order
			0051872		RANA LED S 1200 HO 4K LOUV+PRI SSC01	220-240	54	6000	111	<19	187	1160	47	Made to order
			0052522		RANA LED R 1200 LO 4K LOUV+PRI SSC01	220-240	29	3100	107	<19	296	1196	60	Made to order
			0052527		RANA LED R 1200 HO 4K LOUV+PRI SSC01	220-240	54	6000	111	<19	296	1196	60	Made to order
	1250		0052537		RANA LED R 1250 LO 4K LOUV+PRI SSC01	220-240	29	3100	107	<19	306	1246	60	Made to order
			0052539		RANA LED R 1250 HO 4K LOUV+PRI SSC01	220-240	54	6000	111	<19	306	1246	60	Made to order
			0051878		RANA LED S 1500 LO 4K LOUV+PRI SSC01	220-240	35	4000	114	<19	187	1440	47	Made to order
			0051880		RANA LED S 1500 HO 4K LOUV+PRI SSC01	220-240	63	7500	119	<19	187	1440	47	Made to order
Syl-Lighter	Downlight		3031822		SYL-LIGHTER LED II 220 RO 21W NW SSC01	220-240	21	1989	95	>19	220	220	60	Available January 2018
Insaver			3098120		Insaver LED II 150 DALI HO NW SSC01	220-240	24	2400	100	> 19	169	169	87	150mm cut out Available January 2018
			3098128		Insaver LED II 150/175 UGR19 Accessory					<19	113	113	41	UGR 19 accessory
Ascent			2059129		ASCT100 ARCH HO 4K 160 SSC01	220-240	17	1733	102	<19	189	189	94	Available January 2018
Rana Linear	Linear Surface		0051341		RANA LINEAR S 32 4K LOUV+PRI SSC01	220-240	28	3200	114	<19	87	1150	87	Made to order
Accessory	Sensor		0041539		HS Recessed PIR SW+LUX	220-240					76	76	68.5	Mains switching On-board programming
			9041537		SYLSMART CBU-CEFL SENSOR	220-240					85	85	88	Mains powered App Programming
	Switch		0041538		EWBS Switch - Energy harvesting		Energy Harvesting				81	81	14	NFC-Programming - Android
RouteLED Emergency	Open Area		2059459		ROUTELED II OPEN AREA		3	219			45.5	45.5	27	40mm Cutout 3h Battery 24h Re-charge
	Corridor		2059460		ROUTELED II CORRIDOR		3	219			45.5	45.5	27	

Notes: Please note SylSmart SSC enabled luminaires are not compatible with SylSmart SSH luminaires or SylSmart Connected Building solutions. **Variants available on request

SylSmart Product List – Standalone Scene

Luminaire Range	Category	Image	Item Code	Description	Voltage (V)	System Power consumption (W)	Lumen output (lm)	Lumen/Watt (lm/W)	UGR / Beam	Width (mm)	Length (mm)	Height (mm)	Comments	
Insaver	Downlights		3098120	Insaver LED II 150 DALI HO NW SSC01	220-240	24	2400	100	> 19	169	169	87	150mm cut out Available January 2018	
Ascent			3098128	Insaver LED II 150/175 UGR19 Accessory						<19	113	113	41	UGR 19 accessory
			2059129	ASCT100 ARCH HO 4K 160 SSC01	220-240	17	1733	102	<19	189	189	94	Available January 2018	
Beacon Muse	Spotlights		2059740	MUSE II 97 4K L1 SSC01 BLK	220-240	21	1150	55	8 to 55d	135	70	176	Adjustable beam CRI97	
			2059741	MUSE II 97 4K L1 SSC01 WHT	220-240	21	1150	55	8 to 55d	135	70	176		
			2059748	MUSE II 97 3K L3 SSC01 BLK	220-240	21	1081	55	8 to 55d	135	70	176		
			2059749	MUSE II 97 3K L3 SSC01 WHT	220-240	21	1081	55	8 to 55d	135	70	176		
			2059756	MUSE II 97 4K L3 SSC01 BLK	220-240	21	1150	55	8 to 55d	135	70	176		
			2059757	MUSE II 97 4K L3 SSC01 WHT	220-240	21	1150	55	8 to 55d	135	70	176		
Beacon Muse Tune		2059764	Beacon Muse Tune 90CRI SSC01 Black L1	220-240	21	126*	6	40 to 10d	140	85	196	Tunable white 2100K to 4300K		
		2059765	Beacon Muse Tune 90CRI SSC01 White L1	220-240	21	126*	6	40 to 10d	140	85	196	Adjustable beam CRI93		
		2059770	Beacon Muse Tune 90CRI SSC01 Black L3	220-240	21	126*	6	40 to 10d	140	85	196			
		2059771	Beacon Muse Tune 90CRI SSC01 White L3	220-240	21	126*	6	40 to 10d	140	85	196			
Lumistrip RGB			2993371	RGB ASSEMBLY	220-240	72	1620	23		5	5000	3	5m RGB Strip complete with controls on special request	
Switch	Accessory		0041538	EWBS Switch	Energy Harvesting					81	81	14	APP+ NFC-Programming on Android required	
<p>Notes: Please note SylSmart SSC enabled luminaires are not compatible with SylSmart SSH luminaires or SylSmart Connected Building solutions. Variants available on request. *@40d 2100K - 119lm@40d 4300K- 82lm@10d 2100K Accessories available for Beacon range</p>														

SylSmart Product List

Luminaire Range	Category	Image	Item Code	Emergency 3Hr Code	Description	Voltage (V)	System Power consumption (W)	Lumen output (lm)	Lumen/Watt (lm/W)	UGR	Width (mm)	Length (mm)	Height (mm)	Comments
Officelyte	600 recessed		2693940	2693941	OFFICELYTE LED HE 4K 600 SSH01A	220-240	34	3393	100	<19	595	595	95	Special Request
			2693942	2693943	OFFICELYTE LED HO 4K 600 SSH01A	220-240	48	4549	95	<19	595	595	95	Special Request
RANA	600 Surface		51698		RANA LED S 600 LO 3K LOUV+PRI SSH01	220-240	28	2800	100	<19	616	616	47	
			51699	51700	RANA LED S 600 LO 4K LOUV+PRI SSH01	220-240	28	3000	107	<19	616	616	47	
			51701		RANA LED S 600 HO 3K LOUV+PRI SSH01	220-240	41	4300	105	<19	616	616	47	
			51702	51703	RANA LED S 600 HO 4K LOUV+PRI SSH01	220-240	41	4500	110	<19	616	616	47	
			51704		RANA LED S 1200 LO 3K LOUV+PRI SSH01	220-240	28	2900	104	<19	1160	187	47	
	1200 Surface		51705	51706	RANA LED S 1200 LO 4K LOUV+PRI SSH01	220-240	28	3100	111	<19	1160	187	47	
			51707		RANA LED S 1200 HO 3K LOUV+PRI SSH01	220-240	53	5800	109	<19	1160	187	47	
			51708		RANA LED S 1200 HO 4K LOUV+PRI SSH01	220-240	53	6000	113	<19	1160	187	47	
			51709		RANA LED S 1500 LO 3K LOUV+PRI SSH01	220-240	35	3700	106	<19	1440	187	47	
	1500 Surface		51710		RANA LED S 1500 LO 4K LOUV+PRI SSH01	220-240	35	4000	114	<19	1440	187	47	
			51711		RANA LED S 1500 HO 3K LOUV+PRI SSH01	220-240	63	7000	111	<19	1440	187	47	
			51712		RANA LED S 1500 HO 4K LOUV+PRI SSH01	220-240	63	7500	119	<19	1440	187	47	
	600 Recessed		52673		RANA LED R 600 LO 3K LOUV+PRI SSH01	220-240	28	2800	100	<19	595	595	60	
			52674	52675	RANA LED R 600 LO 4K LOUV+PRI SSH01	220-240	28	3000	107	<19	595	595	60	
			52676		RANA LED R 600 HO 3K LOUV+PRI SSH01	220-240	41	4300	105	<19	595	595	60	
			52677	52678	RANA LED R 600 HO 4K LOUV+PRI SSH01	220-240	41	4500	110	<19	595	595	60	
			52679		RANA LED R 1200 LO 3K LOUV+PRI SSH01	220-240	28	2900	104	<19	1196	296	60	
	1200 Recessed		52680	52681	RANA LED R 1200 LO 4K LOUV+PRI SSH01	220-240	28	3100	111	<19	1196	296	60	
			52682		RANA LED R 1200 HO 3K LOUV+PRI SSH01	220-240	53	5800	109	<19	1196	296	60	
			52683	52684	RANA LED R 1200 HO 4K LOUV+PRI SSH01	220-240	53	6000	113	<19	1196	296	60	
625 Recessed		52685		RANA LED R 625 LO 4K LOUV+PRI SSH01	220-240	28	3000	107	<19	620	620	60		
		52686		RANA LED R 625 HO 4K LOUV+PRI SSH01	220-240	41	4500	110	<19	620	620	60		
1250 Recessed		52687		RANA LED R 1250 LO 4K LOUV+PRI SSH01	220-240	28	3100	111	<19	1246	306	60		
		52688		RANA LED R 1250 HO 4K LOUV+PRI SSH01	220-240	54	6000	111	<19	1246	306	60		
Start Plat Panel	600x600		47012		FLAT PANEL UGR19 600 3000K SSH01	220-240	38	3250	86	<19	596	596	42	
			47013		FLAT PANEL UGR19 600 4000K SSH01	220-240	38	3450	91	<19	596	596	42	
Rana Linear	Linear Surface/Suspend		97122		RANA LINEAR S 32 4K LOUV+PRI SSH01A	220-240	27	3250	120	<19	1150	87	87	Special Request
	97138			RANA LINEAR S 32 3K OPAL SSH01A	220-240	31	3270	105	<23	1150	87	87	Special Request	
	Linear Recessed		97121		RANA LINEAR R 32 4K LOUV+PRI SSH01A	220-240	27	3250	120	<19	1154	90	91	Special Request
Accessories	Wall Switch		41538		EWBS Switch - Energy harvesting	Energy Harvesting					81	81		App + NFC-Programming With Android required
Coming Soon	Officelyte Gen 2				Range of LED architectural recessed modular luminaires with integrated intelligent controls and higher efficiency									Q1 2018
	Rubico Gen 3				Range of LED recessed modular luminaires with a diffused solid optic with improved design and efficiency									Q2 2018
	Start (Flat) Panel				Range of backlit and edge lit panels with integrated SSH controls									Q2 2018
	Rana Linear				Range of Linear LED luminaires configurable into long lines of light available as master and slave configurations									Q2 2018
	SylProof Superia				Weather-resistant batten luminaires with SSH, ideal for IP65 applications with very high efficiency									Q1 2018
	SSH Sensor Kit				Detached sensor node kit for controlling downlight and pendant luminaires									

Notes: Please note SylSmart SSH luminaires are not compatible with SylSmart SSC luminaires. Variants available on request